


Wetland Matching


Draw a line from the wetland animal in the left-hand column to their food source in the right-hand column.



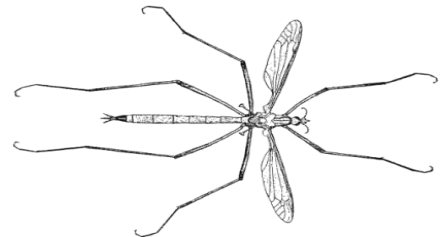
Alligator




Leafy Branch




Heron



Crane Fly




Frog



Turtle



Dragonfly



Sunfish



Beaver



Butterfly