


Finish the Thanksgiving Patterns

Directions: Draw the picture in the box that completes the pattern.

1 



2 

3 

4 

5 

Answer Key

1  



This row contains five items: two pumpkins, a pie, a fork, two pumpkins, and a pie. The word "fork" is written above a box containing a single fork.

2  



This row contains six items: a corn cob, a cornucopia, another cornucopia, a corn cob, a cornucopia in a box, another cornucopia, and a corn cob. The word "cornucopia" is written above the boxed cornucopia.

3  

This row contains eight Native American children. The first five are three boys and two girls. The sixth child, a boy, is highlighted in a box. The word "boy" is written above the boxed child.

4  

This row contains seven items: a turkey in a box, a roasted turkey, a turkey, a roasted turkey, a turkey, a roasted turkey, and a turkey. The word "turkey" is written above the boxed turkey.

5  

This row contains eight Pilgrims: two girls, two boys, a girl in a box, another girl, and two boys. The word "girl" is written above the boxed girl.