

Claus Bingo Game

Game Preparation Instructions

1. Print out all the game cards and call sheets and game markers
2. Print several copies of the markers sheet
3. Cut out each game piece from the call sheet and marker game pieces
4. Give the call pieces to the caller
5. Give each player one card and 25 markers

Playing Claus Bingo

Line Bingo

1. Mark each square with a bingo marker that matches the image the caller draws.
2. When all squares are marked in a straight line, vertically, horizontally or diagonally you have a BINGO!
3. Say 'CLAUS!' loudly enough for the caller to hear you.



Box Bingo

1. Mark each square with a bingo marker that matchesthe image the caller draws.
2. When all the squares around the outside edge of the card are marked you have a BINGO!
3. Say 'CLAUS!' loudly enough for the caller to hear you.



T's Bingo

1. Mark each square with a bingo marker that matches the image the caller draws.
2. When you have a 'T' in any direction you have a BINGO!
3. Say 'CLAUS!' loudly enough for the caller to hear you.



U Bingo

1. Mark each square with a bingo marker that matches the image the caller draws.
2. When you have a 'U' in any direction you have a BINGO!
3. Say 'CLAUS!' loudly enough for the caller to hear you.



Blackout Bingo

1. Mark each square with a bingo marker that matches the image the caller draws.
2. When you have all the squares on the card marked you have a BINGO!
3. Say 'CLAUS!' loudly enough for the caller to hear you.

Other Patterns

There are many other Bingo patterns including cloverleaf, plus sign, railroad tracks and more.



Call Sheet Pieces to Cut Out

C

L

A

U

S

C

L

A

U

S

C

L

A

U

S

C

L

A

U

S

C

L

A

U

S

C

L

A

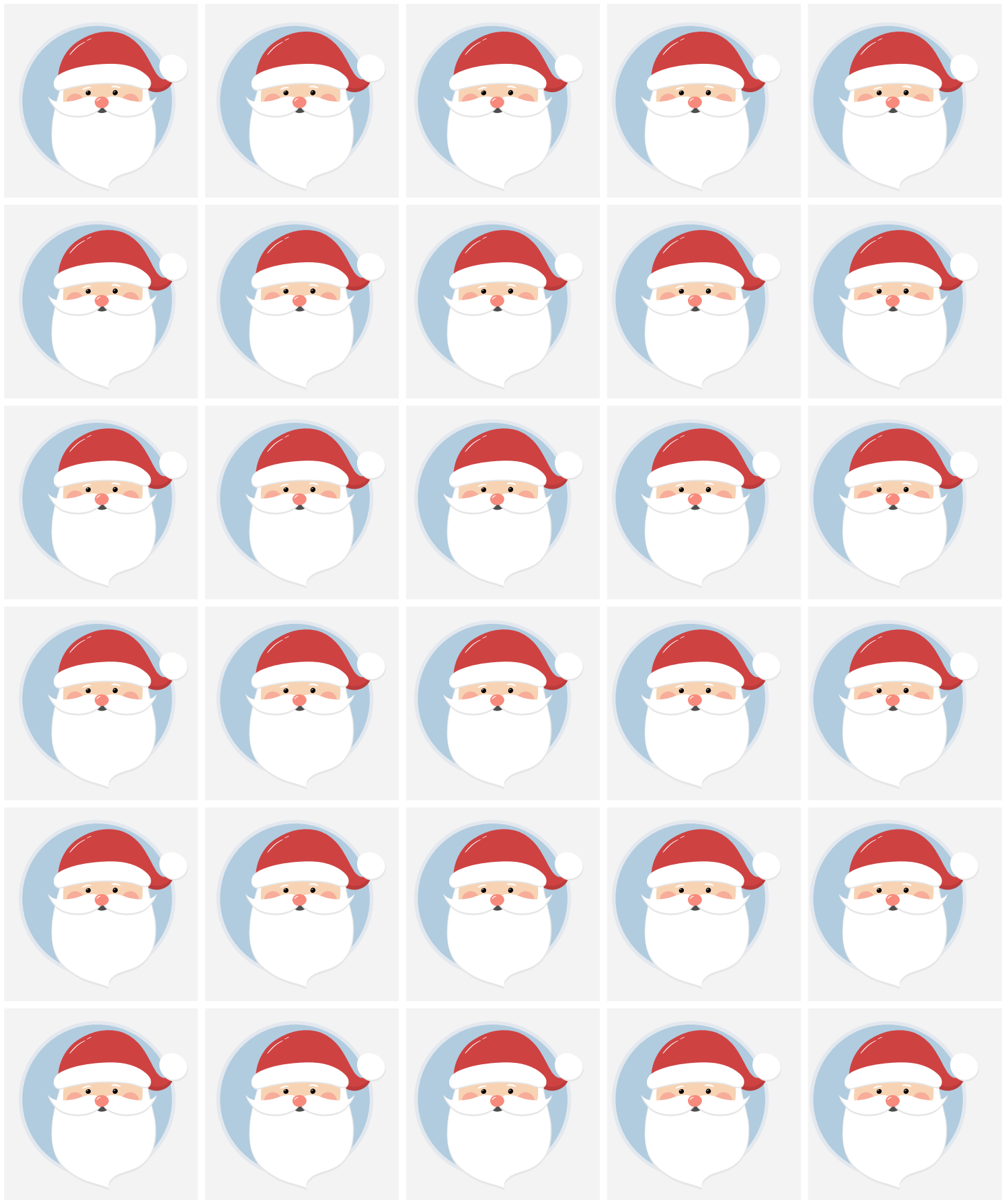
U

S

Call Sheet Pieces to Cut Out



Game Markers to Cut Out



Game Cards Below

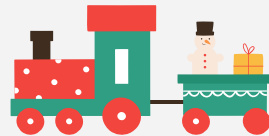
C

L



A

U

S



FREE

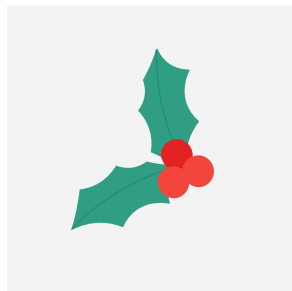













C L A U S



FREE

