




















Washing Symbols



 <p>Normal</p>	<p>A bucket of plain water with no lines underneath or dots inside means the garment can be machine washed on a normal setting with agitation, using any detergent and the hottest water available.</p>
 <p>Cool/Cold</p>	<p>A single dot inside the bucket indicates machine wash on cold, not exceeding 26.67°C or 80°F.</p>
 <p>Warm</p>	<p>Two dots washing symbol indicates machine wash on warm, not exceeding 40°C or 105°F.</p>
 <p>Hot</p>	<p>Three dots indicate machine wash on hot, not exceeding 50°C or 120°F.</p>
 <p>Hot</p>	<p>Four dots indicate machine wash on hot, not exceeding 60°C or 140°F.</p>
 <p>Hot</p>	<p>Five dots indicate machine wash on hot, not exceeding 70°C or 160°F.</p>
 <p>Hot</p>	<p>Six dots indicate machine wash on hot, not exceeding 95°C or 200°F.</p>
	<p>30°C (86°F) There are two horizontal lines underneath the bucket. Very mild temperature for fine wash.</p>
	<p>30°C (86°F) There is one line underneath the bucket. Mild fine wash.</p>
	<p>30°C (86°F) This laundry symbol features just the bucket with 30 inside. It indicates a fine wash.</p>
	<p>40°C (104°F) The bucket has two horizontal lines underneath it. It indicates a very mild wash.</p>
	<p>40°C (104°F) The bucket has one horizontal line underneath it. It indicates a mild wash.</p>

	40°C (104°F) This laundry symbol features just the bucket and 40 inside. It indicates the setting for colored wash.
	60°C (140°F) The bucket has one line underneath it. It indicates an Easy Care colored wash.
	60°C (140°F) This laundry symbol features just the bucket with the number 60 inside it. It indicates a colored wash.
	70°C (158°F) This laundry symbol features just the bucket with the number 70 inside it. It indicates a boil wash.
	95°C (203°F) This laundry symbol features just the bucket with the number 95 inside it. It indicates a boil wash.




Washing Machine Settings

 Permanent Press	One line underneath the bucket indicates to use the permanent press cycle, with a cold rinse before the spin.
 Delicate/Gentle	Two lines indicate to use the gentle or delicate cycle, with gentle machine agitation and a shorter wash cycle.





No Machine Washing

 Hand Wash	A hand over or inside the bucket indicates you should hand wash the item with a gentle detergent and water.
 Do Not Wash	A bucket that is crossed out means you shouldn't machine wash and is usually followed by dry cleaning or hand washing instructions.




Bleaching Symbols

 Any Bleach (when needed)	An empty triangle indicates to bleach when needed with any type of laundering bleach.
 Only Non-chlorine Bleach (when needed)	A triangle with diagonal lines inside indicates to use color safe, non-chlorine bleach only.
 Do Not Bleach	A triangle that is crossed out means do not use any type of bleach. The garment is not colorfast, or the material is unable to hold up to bleach.



Dryer Cycles

 Low	A square with circle inside symbol and a single dot indicates normal machine drying on a low setting.
 Medium	A square with circle inside symbol that has two dots indicates normal machine drying on a medium setting.
 High	A square with circle inside symbol that has three dots indicates normal machine drying on the high setting.
 No Heat	A square circle dot laundry symbol that features a large, solid or filled-in circle dot indicates normal machine drying with no heat or the air only cycle.






Dryer Machine Settings

 Normal	A square with a large, empty circle inside indicates tumble dry normal.
 Permanent Press	One line underneath a square with a large circle inside indicates to tumble dry on the permanent press setting.
 Delicate/Gentle	Two lines underneath the square with a large circle inside indicate to tumble dry on the gentle cycle.




No Machine Drying




 <p>Do Not Tumble Dry</p>	<p>A square with a large circle inside that is crossed out means do not tumble dry.</p>
 <p>Do Not Dry</p>	<p>A square that is crossed out means do not machine dry.</p>

Air Drying










 <p>Line Dry/Hang to Dry</p>	<p>A square with a semicircle at the top indicates to line dry either indoors or outdoors.</p>
 <p>Drip Dry</p>	<p>A square with three vertical lines inside indicates to drip dry, usually by hanging a dripping wet garment on a line.</p>
 <p>Dry Flat</p>	<p>A square with a single horizontal line indicates to lay the garment flat for drying.</p>
 <p>Dry in the Shade</p>	<p>A square with two diagonal lines in the upper corner indicates to dry the garment in the shade, out of direct sunlight.</p>
 <p>Do Not Wring</p>	<p>A crossed out symbol of a twisted towel indicates you should not wring or twist the garment to remove excess water.</p>

Ironing Symbols

 <p>Any Heat</p>	<p>An empty iron symbol indicates you can iron at any temperature, with or without steam.</p>
 <p>Low</p>	<p>An iron with one dot indicates a low setting, 110°C or 230°F, with or without steam.</p>
 <p>Medium</p>	<p>Two dots inside the iron indicate a medium setting, 150°C or 300°F, with or without steam.</p>

 <p>High</p>	<p>Three dots inside the iron indicate a high setting, 200°C or 390°F, with or without steam.</p>
 <p>No Steam</p>	<p>An iron with crossed out lines underneath means do not use steam when ironing.</p>
 <p>Do Not Iron</p>	<p>A crossed out iron means do not iron.</p>

Dry-Cleaning Symbols

 <p>Dry Clean</p>	<p>An empty circle indicates to dry clean only.</p>
	<p>A circle with an A means dry-clean with any solvent.</p>
	<p>A circle with a P means dry-clean with any solvent except trichloroethylene.</p>
	<p>A circle with an F means dry-clean with petroleum solvent only.</p>
 <p>Do Not Dry Clean</p>	<p>An empty crossed out circle means do not dry clean.</p>
	<p>A circle with a lower left diagonal line means short cycle.</p>
	<p>A circle with a lower right diagonal line means low heat.</p>
	<p>A circle with an upper left diagonal line means reduce moisture.</p>
	<p>A circle with an upper right diagonal line means no steam.</p>