

# Primary Plant Science Lab Report

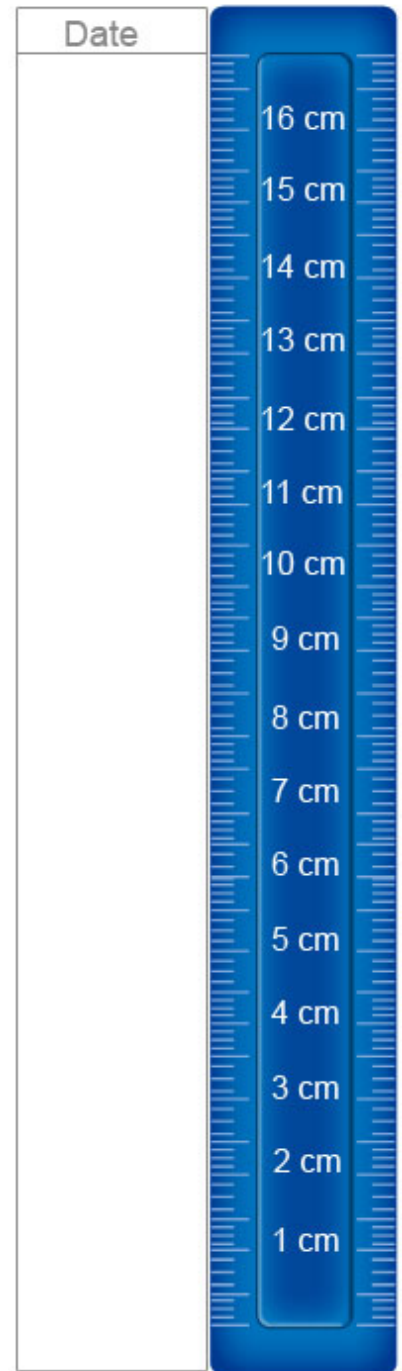
What kind of plant are you studying? \_\_\_\_\_

Its scientific name: \_\_\_\_\_

Using the ruler on the right, measure your plant and write the date alongside the measurement that corresponds with how big your plant is.

Draw a picture of it.

□



Sunlight: Artificial/Natural      Full Day/Partial Day

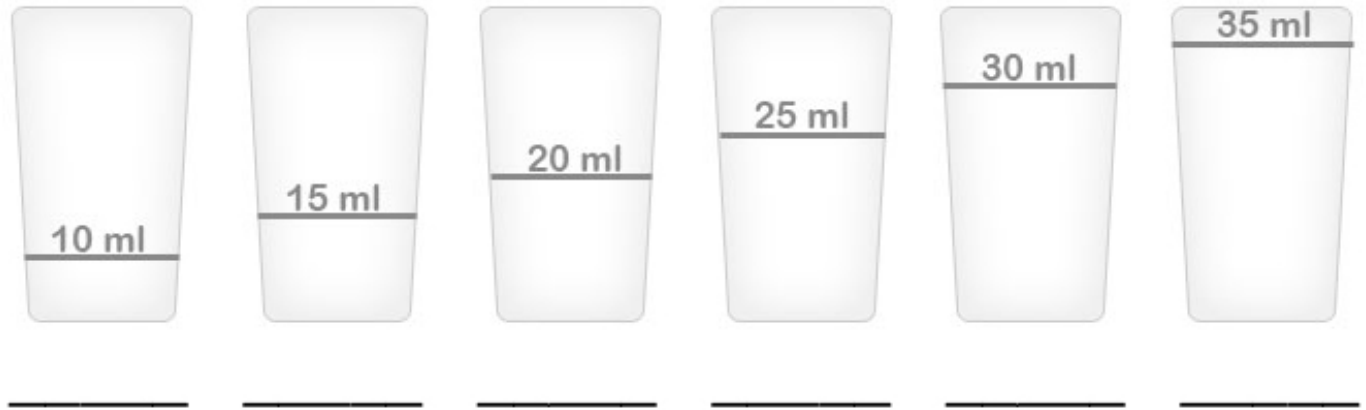
Watering Schedule: \_\_\_\_\_

Variables: \_\_\_\_\_

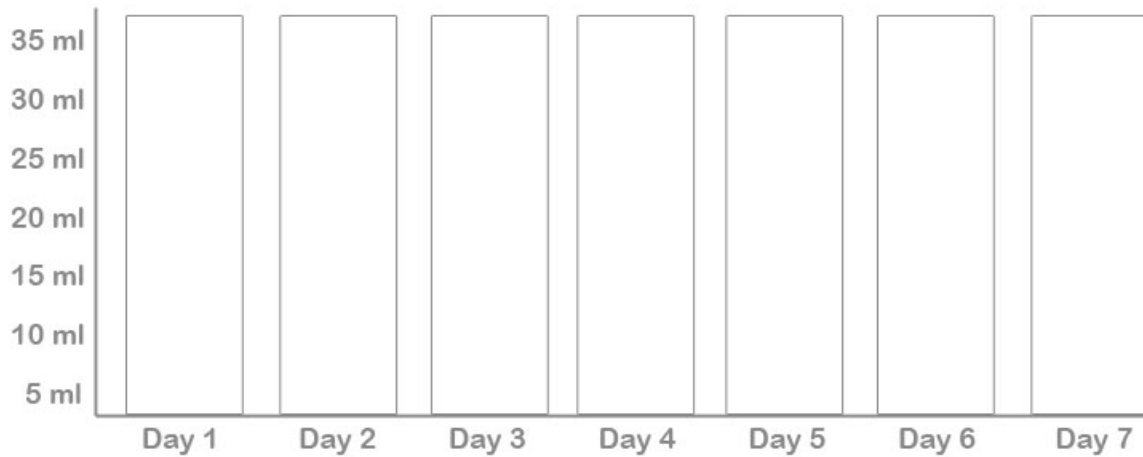
Observation Start Date: \_\_\_\_\_      Observation End Date: \_\_\_\_\_

Best for a before and after observation.

Color in the cups to show how much water you gave your plant.  
Write the date you watered your plant underneath it.



Best for observations you want to make over the course of a week.



Did your plant grow? Why

\_\_\_\_\_

-----

\_\_\_\_\_

\_\_\_\_\_

-----

\_\_\_\_\_

